

Signify Classified - Internal
Cooper Lighting Solutions Photometric Lab
1121 Highway 74 South
Peachtree City, GA 30269



Scaled data based on original data using
LM-79-08 Approved Method: Electrical and Photometric Measurements of Solid-
State Lighting Products

Test Report Prepared for
Cooper Lighting Solutions
(formerly Eaton)

Brand: STREETWORKS

Report Number: P867992

Luminaire Tested: **MEM2-HSN-SA-100-722-U-T2U-HSS**

Issue Date: 08/21/2024



Test Information

Test Method: LM-79-08
Report Number: P867992
Test Lab: INNOVATION CENTER(G3)
Issue Date: 08/21/2024
Manufacturer: COOPER LIGHTING SOLUTIONS (FORMERLY EATON)
Product Line: STREETWORKS
Catalog Number: MEM2-HSN-SA-100-722-U-T2U-HSS
Description: EPIC MODERN SHORT HOUSING DISCRETE LED ARRAYS 100W 70CRI 2200K
FITXURE w/ TYPE II URBAN DISTRIBUTION OPTIC AND HOUSE SIDE SHIELD
Light Source: (20) 2200K CCT, 70 CRI LEDS
Ballast/Driver: ELECTRONIC DRIVER

Summary

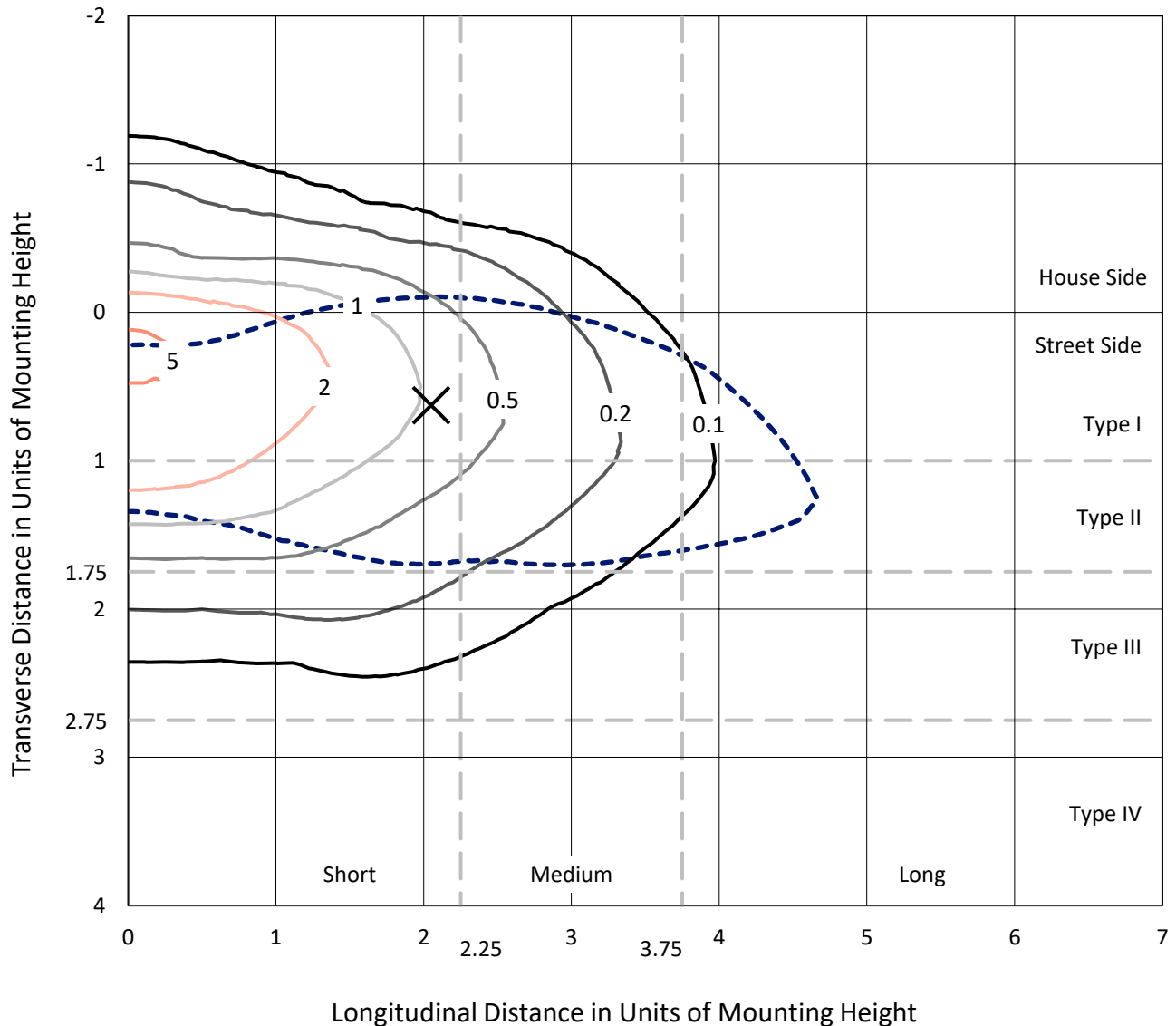
Lumens per Lamp: N/A
Luminaire Lumens: 8019.7 lumens
Efficiency: N/A
Efficacy: 79.4 lumens/watt
Luminous Opening: Rectangular (W 0.67' x L: 0.33' x H: 0')
IES Classification: Type II - Short
BUG Rating: B1 - U0 - G2

Input Watts (W): 101
Input Voltage (V): 120
Input Current (A_{in}): NR
Voltage Rise (V): NR
Power Factor: 0.99
Total Harmonic Distortion (THDi): 9.45%
Frequency (hertz): 60
Stabilization Time: NR
Operation Time: NR
Ambient Temperature (°C): NR
Test Distance: 24 FT

REPORT NUMBER: P867992
 CATALOG NUMBER: MEM2-HSN-SA-100-722-U-T2U-HSS

Iso-Footcandle Lines of Horizontal Illumination

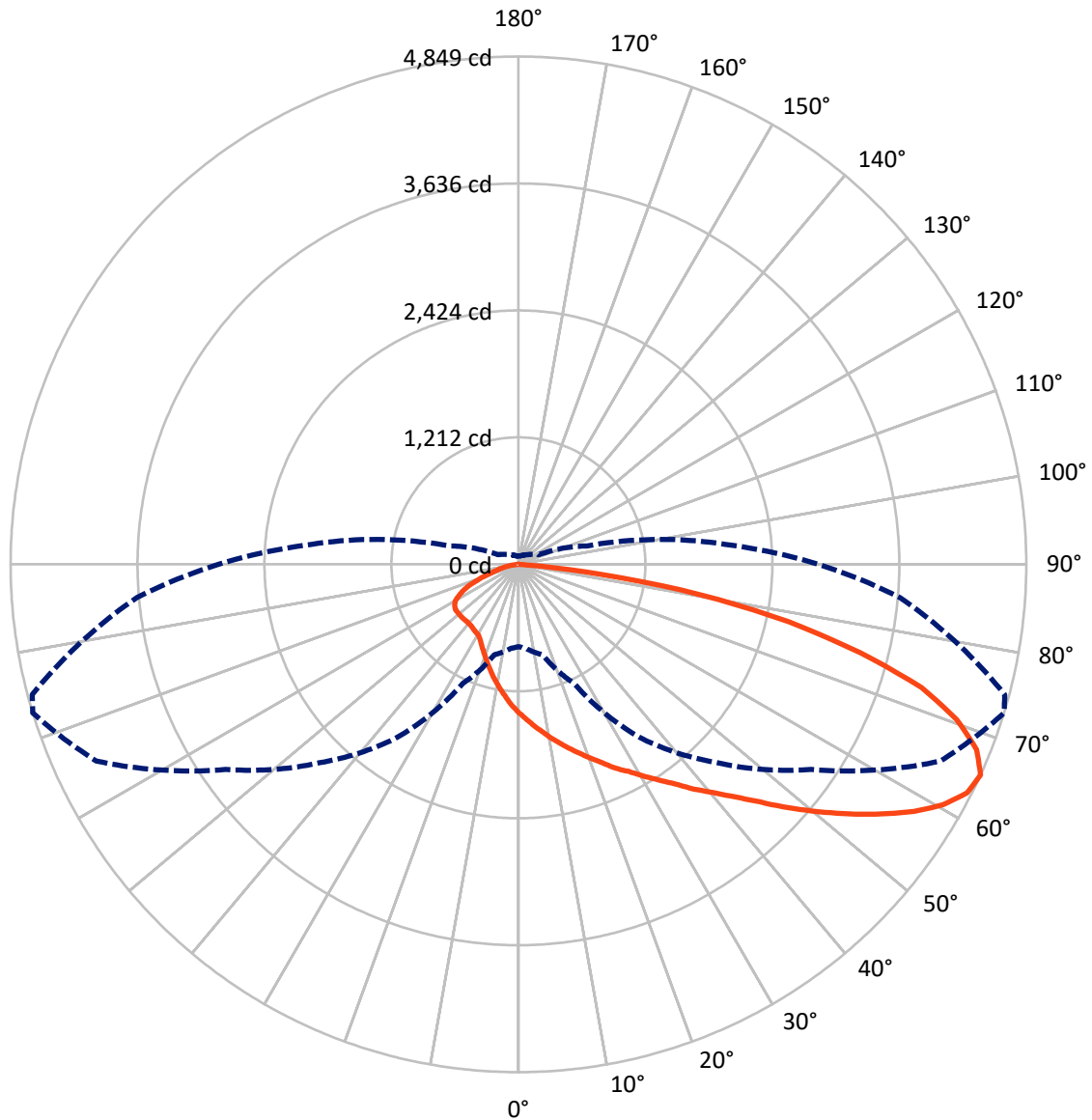
× Max cd
 - - - 1/2 Max cd



Based on 20 foot mounting height. Maximum calculated value = 5.7 fc
 Type II - Short - N/A

REPORT NUMBER: P867992
CATALOG NUMBER: MEM2-HSN-SA-100-722-U-T2U-HSS

Luminous Intensity Polar Plot



— Vertical Plane Through 73-Deg Lateral - - - Horizontal Cone Through 65-Deg Vertical

REPORT NUMBER: P867992

CATALOG NUMBER: MEM2-HSN-SA-100-722-U-T2U-HSS

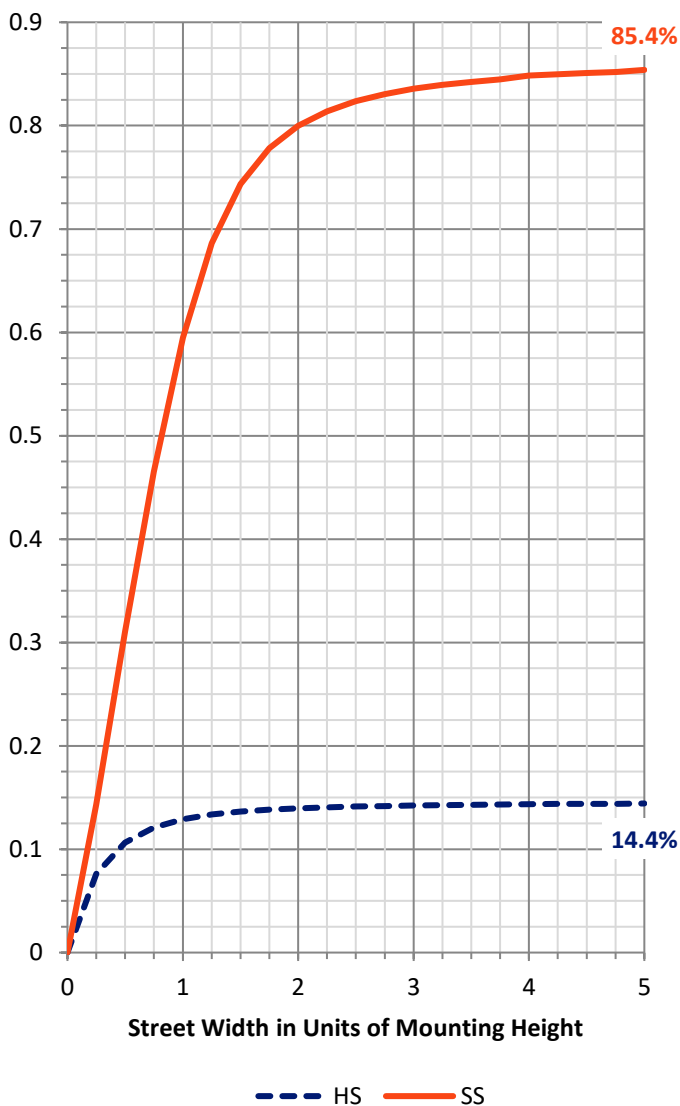
FLUX DISTRIBUTION:

		Downward	Upward	Total
House Side	Lumens	1166.2	0.0	1166.2
	% Fixture	14.5	0.0	14.5
Street Side	Lumens	6853.5	0.0	6853.5
	% Fixture	85.5	0.0	85.5
Total	Lumens	8019.7	0.0	8019.7
	% Fixture	100.0	0.0	100.0

ZONAL LUMENS:

Zone	Lumens	% Fixture
0°-10°	137.3	1.7
10°-20°	417.4	5.2
20°-30°	699.0	8.7
30°-40°	1054.4	13.1
40°-50°	1489.8	18.6
50°-60°	1676.4	20.9
60°-70°	1503.2	18.7
70°-80°	914.3	11.4
80°-90°	127.9	1.6
90°-100°	0.0	0.0
100°-110°	0.0	0.0
110°-120°	0.0	0.0
120°-130°	0.0	0.0
130°-140°	0.0	0.0
140°-150°	0.0	0.0
150°-160°	0.0	0.0
160°-170°	0.0	0.0
170°-180°	0.0	0.0
0°-90°	8019.7	100.0
0°-180°	8019.7	100.0

Coefficient of Utilization



REPORT NUMBER: P867992

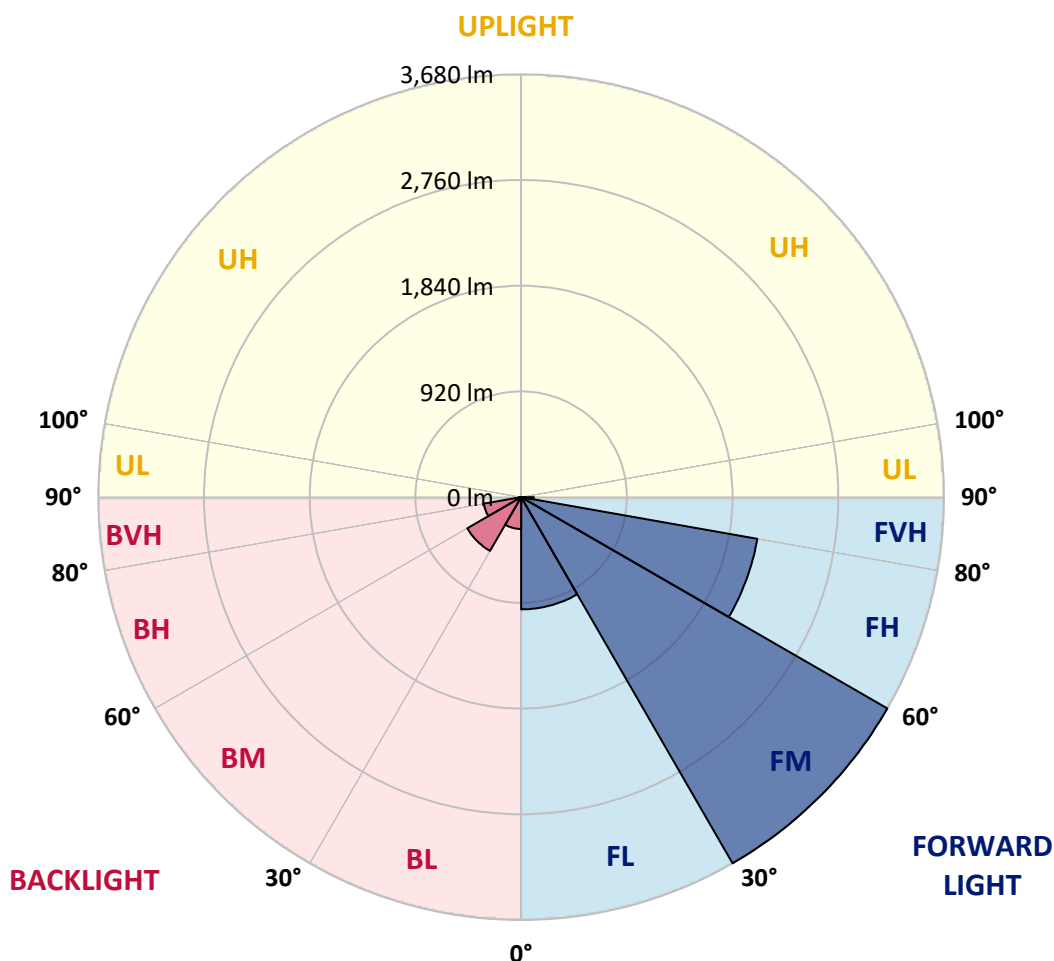
CATALOG NUMBER: MEM2-HSN-SA-100-722-U-T2U-HSS

LUMINAIRE CLASSIFICATION SYSTEM LUMEN TABLE AND BUG RATING:

Zone		Lumens	% Fixture	Zone Rating/Lumen Limit		
				B	U	G
FL	(0°-30°)	976.6	12.2			
FM	(30°-60°)	3679.8	45.9			
FH	(60°-80°)	2087.2	26.0			G2/5000
FVH	(80°-90°)	109.9	1.4			G2/225
BL	(0°-30°)	277.1	3.5	B1/500		
BM	(30°-60°)	540.8	6.7	B1/1000		
BH	(60°-80°)	330.3	4.1	B1/500		G1/500
BVH	(80°-90°)	18.0	0.2			G1/100
UL	(90°-100°)	0.0	0.0		U0/0	
UH	(100°-180°)	0.0	0.0		U0/0	

BUG Rating: B1-U0-G2

Type II Short





REPORT NUMBER: P867992

CATALOG NUMBER: MEM2-HSN-SA-100-722-U-T2U-HSS

CANDELA DISTRIBUTION (FULL):

	0°	5°	15°	25°	35°	45°	55°	65°	73°	75°	85°
0°	1422.7	1422.7	1422.7	1422.7	1422.7	1422.7	1422.7	1422.7	1422.7	1422.7	1422.7
2.5°	1642.1	1632.7	1618.5	1606.8	1585.5	1557.2	1533.6	1502.9	1481.7	1474.6	1444.0
5°	1880.4	1868.6	1852.1	1823.8	1767.2	1734.2	1672.8	1602.0	1545.4	1533.6	1462.8
7.5°	2125.8	2121.1	2083.4	2040.9	1972.5	1899.3	1804.9	1694.0	1611.5	1592.6	1484.1
10°	2333.4	2312.2	2291.0	2250.9	2177.7	2073.9	1951.2	1797.9	1682.3	1651.6	1505.3
12.5°	2458.5	2451.4	2432.5	2385.4	2314.6	2224.9	2078.6	1899.3	1750.7	1708.2	1526.5
15°	2550.5	2557.6	2538.7	2508.0	2434.9	2350.0	2208.4	2005.5	1823.8	1774.3	1550.1
17.5°	2637.8	2633.1	2630.7	2595.3	2529.3	2444.3	2300.4	2092.8	1897.0	1842.7	1573.7
20°	2687.4	2689.7	2685.0	2670.8	2607.1	2524.6	2390.1	2196.6	1977.2	1915.8	1604.4
22.5°	2713.3	2722.7	2732.2	2729.8	2677.9	2614.2	2475.0	2279.2	2059.8	1996.1	1642.1
25°	2729.8	2736.9	2758.1	2786.5	2739.3	2687.4	2569.4	2378.3	2156.5	2083.4	1687.0
27.5°	2744.0	2753.4	2779.4	2821.8	2784.1	2753.4	2652.0	2463.2	2239.1	2173.0	1738.9
30°	2836.0	2847.8	2847.8	2869.0	2826.6	2819.5	2744.0	2564.7	2342.9	2272.1	1804.9
32.5°	3079.0	3055.4	3013.0	2991.7	2890.3	2892.6	2833.6	2666.1	2453.8	2383.0	1887.5
35°	3289.0	3289.0	3237.1	3168.7	3005.9	2972.8	2937.5	2800.6	2574.1	2505.7	1996.1
37.5°	3491.9	3494.3	3440.0	3381.0	3194.6	3076.7	3057.8	2930.4	2722.7	2642.5	2109.3
40°	3619.3	3633.5	3619.3	3574.5	3395.2	3258.3	3175.8	3076.7	2864.3	2803.0	2239.1
42.5°	3640.6	3668.9	3720.8	3734.9	3541.5	3421.1	3326.8	3227.7	3034.2	2965.8	2387.7
45°	3586.3	3595.7	3711.3	3727.9	3650.0	3550.9	3487.2	3404.6	3237.1	3178.1	2552.9
47.5°	3437.6	3418.8	3458.9	3602.8	3633.5	3628.8	3645.3	3605.2	3473.0	3397.5	2734.5
50°	3119.1	3126.2	3256.0	3430.6	3536.7	3657.1	3763.2	3808.1	3711.3	3635.8	2930.4
52.5°	2538.7	2571.7	2819.5	3232.4	3416.4	3638.2	3848.2	3999.2	3959.1	3885.9	3123.8
55°	2085.7	2135.3	2383.0	2913.9	3251.3	3546.2	3897.7	4199.7	4206.8	4150.2	3300.8
57.5°	1632.7	1672.8	1934.7	2420.7	3015.3	3402.3	3904.8	4372.0	4452.2	4386.1	3456.5
60°	1278.8	1307.1	1460.5	2017.3	2725.1	3197.0	3852.9	4508.8	4659.8	4610.3	3591.0
62.5°	969.7	990.9	1127.8	1595.0	2368.8	2956.3	3678.3	4558.4	4806.1	4758.9	3666.5
65°	785.7	804.6	894.2	1252.8	2017.3	2677.9	3414.1	4445.1	4848.6	4806.1	3657.1
67.5°	641.8	648.8	722.0	976.8	1705.8	2364.1	3027.1	4150.2	4718.8	4716.4	3548.5
70°	519.1	537.9	599.3	778.6	1418.0	2003.1	2576.5	3687.7	4438.0	4461.6	3331.5
72.5°	441.2	445.9	500.2	644.1	1156.1	1625.6	2132.9	3154.5	4025.1	4044.0	2991.7
75°	372.8	379.9	420.0	521.4	939.0	1290.6	1715.3	2548.2	3369.2	3449.4	2519.8
77.5°	320.9	323.2	351.6	429.4	667.7	969.7	1257.6	1911.1	2637.8	2694.4	1979.5
80°	252.5	257.2	287.8	339.8	464.8	630.0	868.3	1307.1	1762.5	1826.2	1370.8
82.5°	118.0	132.1	139.2	186.4	243.0	311.4	410.5	545.0	797.5	795.1	639.4
85°	11.8	9.4	9.4	14.2	21.2	21.2	26.0	30.7	61.3	73.1	56.6
87.5°	0.0	0.0	0.0	2.4	4.7	4.7	4.7	7.1	7.1	7.1	7.1
90°	0.0	0.0	0.0	0.0	0.0	0.0	0.0	0.0	0.0	0.0	0.0



REPORT NUMBER: P867992

CATALOG NUMBER: MEM2-HSN-SA-100-722-U-T2U-HSS

CANDELA DISTRIBUTION (continued):

	90°	95°	105°	115°	125°	135°	145°	155°	165°	175°	180°
0°	1422.7	1422.7	1422.7	1422.7	1422.7	1422.7	1422.7	1422.7	1422.7	1422.7	1422.7
2.5°	1429.8	1408.6	1370.8	1335.4	1311.8	1293.0	1262.3	1243.4	1229.2	1210.4	1208.0
5°	1425.1	1387.3	1311.8	1248.1	1186.8	1134.9	1080.6	1047.6	1012.2	995.7	1009.8
7.5°	1429.8	1368.5	1250.5	1153.7	1061.7	979.2	908.4	863.5	830.5	814.0	816.4
10°	1432.2	1351.9	1198.6	1064.1	946.1	849.4	769.2	707.8	667.7	658.3	646.5
12.5°	1427.4	1330.7	1146.7	976.8	835.2	729.1	634.7	587.5	547.4	528.5	528.5
15°	1432.2	1314.2	1092.4	896.6	736.1	613.4	533.2	481.3	457.7	441.2	443.6
17.5°	1432.2	1300.0	1040.5	818.7	639.4	526.1	453.0	410.5	386.9	377.5	375.1
20°	1448.7	1288.2	990.9	745.6	554.5	448.3	389.3	356.3	337.4	328.0	323.2
22.5°	1460.5	1278.8	946.1	674.8	483.7	391.7	342.1	311.4	297.3	292.6	292.6
25°	1481.7	1276.4	906.0	606.4	427.1	349.2	304.4	280.8	269.0	264.3	264.3
27.5°	1512.4	1281.2	868.3	547.4	384.6	306.7	273.7	254.8	247.7	245.4	243.0
30°	1557.2	1302.4	844.7	502.6	344.5	280.8	250.1	238.3	233.6	231.2	231.2
32.5°	1616.2	1340.1	835.2	479.0	320.9	259.5	233.6	224.1	219.4	219.4	217.1
35°	1689.3	1382.6	828.1	457.7	304.4	245.4	221.8	212.3	210.0	210.0	210.0
37.5°	1776.6	1427.4	816.4	443.6	294.9	233.6	212.3	202.9	202.9	202.9	202.9
40°	1873.4	1493.5	814.0	434.1	287.8	226.5	202.9	193.5	193.5	193.5	193.5
42.5°	1981.9	1564.3	811.6	427.1	283.1	221.8	193.5	184.0	184.0	184.0	184.0
45°	2114.0	1653.9	816.4	422.3	283.1	217.1	186.4	174.6	172.2	172.2	172.2
47.5°	2243.8	1738.9	821.1	417.6	278.4	210.0	177.0	165.2	162.8	160.4	160.4
50°	2383.0	1826.2	821.1	412.9	273.7	202.9	169.9	153.4	151.0	148.6	148.6
52.5°	2519.8	1899.3	823.4	405.8	261.9	191.1	158.1	143.9	139.2	136.8	134.5
55°	2652.0	1977.2	825.8	394.0	247.7	179.3	151.0	134.5	127.4	122.7	122.7
57.5°	2751.1	2040.9	814.0	370.4	228.9	167.5	139.2	122.7	113.3	108.5	108.5
60°	2845.4	2081.0	792.8	335.0	210.0	155.7	129.8	110.9	101.5	96.7	96.7
62.5°	2883.2	2088.1	743.2	273.7	186.4	143.9	118.0	101.5	94.4	92.0	92.0
65°	2862.0	2057.4	677.1	217.1	165.2	129.8	108.5	94.4	84.9	77.9	77.9
67.5°	2746.3	1951.2	587.5	172.2	143.9	118.0	99.1	84.9	75.5	68.4	68.4
70°	2526.9	1781.3	457.7	136.8	125.0	103.8	89.7	77.9	68.4	61.3	61.3
72.5°	2203.7	1545.4	332.7	115.6	108.5	92.0	80.2	70.8	61.3	56.6	56.6
75°	1816.7	1191.5	235.9	99.1	96.7	82.6	73.1	63.7	56.6	51.9	51.9
77.5°	1363.7	830.5	184.0	87.3	84.9	75.5	66.1	59.0	51.9	49.5	47.2
80°	908.4	514.3	139.2	66.1	63.7	59.0	54.3	49.5	42.5	37.8	37.8
82.5°	405.8	217.1	70.8	37.8	33.0	28.3	23.6	16.5	16.5	14.2	14.2
85°	42.5	28.3	14.2	9.4	9.4	7.1	7.1	7.1	4.7	4.7	4.7
87.5°	7.1	7.1	4.7	4.7	4.7	2.4	2.4	2.4	2.4	2.4	2.4
90°	0.0	0.0	0.0	0.0	0.0	0.0	0.0	0.0	0.0	0.0	0.0

LM-79-2019: Approved Method: Electrical and Photometric Measurements of Solid-
State Lighting Products

Report Prepared for

Cooper Lighting Solutions

Streetworks

Report Number: SP1-2407-157-2

Test Date: 08/07/2024

Luminaire Tested: MEM2-HTN-SA-30-722-U-5WQ-2

Data in this report applies to families of products including MEM2-HTN-SA-30-722-U-5WQ-2

Test Information

Test Method: LM-79-2019
 Report Number: SP1-2407-157-2
 Test Lab: COOPER LIGHTING SOLUTIONS
 Photometer: SP1 - 76IN SPHERE
 Measurement Geometry: 4π
 Issue Date: 08/20/2024
 Manufacturer: COOPER LIGHTING SOLUTIONS
 Product Line: Streetworks
 Catalog Number: **MEM2-HTN-SA-30-722-U-5WQ-2**
 Description: Epic Modern Light Square 30W 5WQ Optic and Flare Trim

Spectral Parameters

CCT (K): 2253
 CIE u': 0.2868
 CIE v': 0.5332
 Duv: -0.0014
 CIE x: 0.4974
 CIE y: 0.4110
 CIE z: 0.0915
 Peak Wavelength (nm): 603
 Dominant Wavelength (nm): 587
 Purity: 72.69432
 Rf: 76.9
 Rg: 92.7

CRI (Ra):	70.6		
R1:	68.4	R9:	-36.0
R2:	88.7	R10:	78.2
R3:	85.4	R11:	61.0
R4:	63.5	R12:	74.2
R5:	69.0	R13:	72.8
R6:	88.9	R14:	92.2
R7:	68.5	R15:	58.0
R8:	32.0		



Test Conditions

Stabilization Time: 29M
 Operation Time: 1H 29M
 Sphere Temperature (°C): 24.1

REPORT NUMBER: SP1-2407-157-2

Measurement and Test Equipment			
Instrument	Identification Number	Calibration Date	Calibration Due Date
Photometer	IN0058	6/18/2024	12/18/2024
Power Meter	INXT2011004	2/8/2024	2/8/2025
AC Power Source	IN0063	10/24/2023	10/24/2024
DC Power Source	IN0208	10/24/2023	10/24/2024
Sphere Thermometer	IN0085	10/24/2023	10/24/2024
Room Thermometer	IN0046	10/24/2023	10/24/2024

REPORT NUMBER: SP1-2407-157-2

CIE 1931 Chromaticity Diagram



CIE 1931 Chromaticity Diagram with 2017 ANSI 7-Step and 4-Step Quadrangles



Point lies inside the ANSI 2200K 4-step quadrangle

REPORT NUMBER: SP1-2407-157-2

Photopic Flux vs. Wavelength



Photopic Lumens: NR

λ (nm)	Power W [^] /nm	Lumens (ϕ /nm)	λ (nm)	Power W [^] /nm	Lumens (ϕ /nm)	λ (nm)	Power W [^] /nm	Lumens (ϕ /nm)	λ (nm)	Power W [^] /nm	Lumens (ϕ /nm)	λ (nm)	Power W [^] /nm	Lumens (ϕ /nm)
360	0	NR	490	117	NR	620	896	NR	750	20	NR	880	0	NR
365	0	NR	495	137	NR	625	838	NR	755	17	NR	885	0	NR
370	0	NR	500	160	NR	630	774	NR	760	14	NR	890	0	NR
375	0	NR	505	183	NR	635	704	NR	765	12	NR	895	0	NR
380	0	NR	510	202	NR	640	635	NR	770	10	NR	900	0	NR
385	0	NR	515	219	NR	645	565	NR	775	9	NR	905	0	NR
390	0	NR	520	235	NR	650	501	NR	780	7	NR	910	0	NR
395	0	NR	525	249	NR	655	440	NR	785	6	NR	915	0	NR
400	0	NR	530	263	NR	660	383	NR	790	5	NR	920	0	NR
405	0	NR	535	281	NR	665	332	NR	795	5	NR	925	0	NR
410	1	NR	540	302	NR	670	286	NR	800	4	NR	930	0	NR
415	3	NR	545	331	NR	675	245	NR	805	3	NR	935	0	NR
420	6	NR	550	366	NR	680	210	NR	810	3	NR	940	0	NR
425	12	NR	555	411	NR	685	178	NR	815	3	NR	945	0	NR
430	21	NR	560	469	NR	690	152	NR	820	2	NR	950	0	NR
435	38	NR	565	536	NR	695	129	NR	825	2	NR	955	0	NR
440	66	NR	570	614	NR	700	109	NR	830	2	NR	960	0	NR
445	122	NR	575	701	NR	705	92	NR	835	1	NR	965	0	NR
450	215	NR	580	785	NR	710	77	NR	840	1	NR	970	0	NR
455	236	NR	585	863	NR	715	66	NR	845	1	NR	975	0	NR
460	170	NR	590	928	NR	720	55	NR	850	1	NR	980	0	NR
465	148	NR	595	971	NR	725	47	NR	855	1	NR	985	0	NR
470	132	NR	600	994	NR	730	40	NR	860	1	NR	990	0	NR
475	104	NR	605	996	NR	735	33	NR	865	1	NR	995	0	NR
480	97	NR	610	979	NR	740	28	NR	870	1	NR	1000	0	NR
485	105	NR	615	943	NR	745	24	NR	875	0	NR			

REPORT NUMBER: SP1-2407-157-2

Scotopic Flux vs. Wavelength



Scotopic Lumens: NR

S/P: 0.96

λ (nm)	Power W [^] /nm	Lumens (φ/nm)	λ (nm)	Power W [^] /nm	Lumens (φ/nm)	λ (nm)	Power W [^] /nm	Lumens (φ/nm)	λ (nm)	Power W [^] /nm	Lumens (φ/nm)	λ (nm)	Power W [^] /nm	Lumens (φ/nm)
360	0	NR	490	117	NR	620	896	NR	750	20	NR	880	0	NR
365	0	NR	495	137	NR	625	838	NR	755	17	NR	885	0	NR
370	0	NR	500	160	NR	630	774	NR	760	14	NR	890	0	NR
375	0	NR	505	183	NR	635	704	NR	765	12	NR	895	0	NR
380	0	NR	510	202	NR	640	635	NR	770	10	NR	900	0	NR
385	0	NR	515	219	NR	645	565	NR	775	9	NR	905	0	NR
390	0	NR	520	235	NR	650	501	NR	780	7	NR	910	0	NR
395	0	NR	525	249	NR	655	440	NR	785	6	NR	915	0	NR
400	0	NR	530	263	NR	660	383	NR	790	5	NR	920	0	NR
405	0	NR	535	281	NR	665	332	NR	795	5	NR	925	0	NR
410	1	NR	540	302	NR	670	286	NR	800	4	NR	930	0	NR
415	3	NR	545	331	NR	675	245	NR	805	3	NR	935	0	NR
420	6	NR	550	366	NR	680	210	NR	810	3	NR	940	0	NR
425	12	NR	555	411	NR	685	178	NR	815	3	NR	945	0	NR
430	21	NR	560	469	NR	690	152	NR	820	2	NR	950	0	NR
435	38	NR	565	536	NR	695	129	NR	825	2	NR	955	0	NR
440	66	NR	570	614	NR	700	109	NR	830	2	NR	960	0	NR
445	122	NR	575	701	NR	705	92	NR	835	1	NR	965	0	NR
450	215	NR	580	785	NR	710	77	NR	840	1	NR	970	0	NR
455	236	NR	585	863	NR	715	66	NR	845	1	NR	975	0	NR
460	170	NR	590	928	NR	720	55	NR	850	1	NR	980	0	NR
465	148	NR	595	971	NR	725	47	NR	855	1	NR	985	0	NR
470	132	NR	600	994	NR	730	40	NR	860	1	NR	990	0	NR
475	104	NR	605	996	NR	735	33	NR	865	1	NR	995	0	NR
480	97	NR	610	979	NR	740	28	NR	870	1	NR	1000	0	NR
485	105	NR	615	943	NR	745	24	NR	875	0	NR			

REPORT NUMBER: SP1-2407-157-2

Melanopic Flux vs. Wavelength



Melanopic Lumens: NR

M/P: 1.71

λ (nm)	Power W ² /nm	Lumens (φ/nm)	λ (nm)	Power W ² /nm	Lumens (φ/nm)	λ (nm)	Power W ² /nm	Lumens (φ/nm)	λ (nm)	Power W ² /nm	Lumens (φ/nm)	λ (nm)	Power W ² /nm	Lumens (φ/nm)
360	0	NR	490	117	NR	620	896	NR	750	20	NR	880	0	NR
365	0	NR	495	137	NR	625	838	NR	755	17	NR	885	0	NR
370	0	NR	500	160	NR	630	774	NR	760	14	NR	890	0	NR
375	0	NR	505	183	NR	635	704	NR	765	12	NR	895	0	NR
380	0	NR	510	202	NR	640	635	NR	770	10	NR	900	0	NR
385	0	NR	515	219	NR	645	565	NR	775	9	NR	905	0	NR
390	0	NR	520	235	NR	650	501	NR	780	7	NR	910	0	NR
395	0	NR	525	249	NR	655	440	NR	785	6	NR	915	0	NR
400	0	NR	530	263	NR	660	383	NR	790	5	NR	920	0	NR
405	0	NR	535	281	NR	665	332	NR	795	5	NR	925	0	NR
410	1	NR	540	302	NR	670	286	NR	800	4	NR	930	0	NR
415	3	NR	545	331	NR	675	245	NR	805	3	NR	935	0	NR
420	6	NR	550	366	NR	680	210	NR	810	3	NR	940	0	NR
425	12	NR	555	411	NR	685	178	NR	815	3	NR	945	0	NR
430	21	NR	560	469	NR	690	152	NR	820	2	NR	950	0	NR
435	38	NR	565	536	NR	695	129	NR	825	2	NR	955	0	NR
440	66	NR	570	614	NR	700	109	NR	830	2	NR	960	0	NR
445	122	NR	575	701	NR	705	92	NR	835	1	NR	965	0	NR
450	215	NR	580	785	NR	710	77	NR	840	1	NR	970	0	NR
455	236	NR	585	863	NR	715	66	NR	845	1	NR	975	0	NR
460	170	NR	590	928	NR	720	55	NR	850	1	NR	980	0	NR
465	148	NR	595	971	NR	725	47	NR	855	1	NR	985	0	NR
470	132	NR	600	994	NR	730	40	NR	860	1	NR	990	0	NR
475	104	NR	605	996	NR	735	33	NR	865	1	NR	995	0	NR
480	97	NR	610	979	NR	740	28	NR	870	1	NR	1000	0	NR
485	105	NR	615	943	NR	745	24	NR	875	0	NR			

Summary

$R_f = 76.9$
 $R_g = 92.7$
 CIE $R_a = 70.6$
 $R_9 = -36.0$



Color Vector Graphics



Individual Sample Fidelity Index ($R_{f,i}$)

CES01 = 87	CES26 = 76	CES51 = 88	CES76 = 78
CES02 = 65	CES27 = 94	CES52 = 85	CES77 = 75
CES03 = 32	CES28 = 93	CES53 = 80	CES78 = 79
CES04 = 72	CES29 = 81	CES54 = 86	CES79 = 82
CES05 = 51	CES30 = 91	CES55 = 83	CES80 = 81
CES06 = 52	CES31 = 83	CES56 = 77	CES81 = 51
CES07 = 44	CES32 = 75	CES57 = 75	CES82 = 92
CES08 = 42	CES33 = 88	CES58 = 76	CES83 = 88
CES09 = 29	CES34 = 88	CES59 = 84	CES84 = 90
CES10 = 79	CES35 = 94	CES60 = 91	CES85 = 65
CES11 = 62	CES36 = 90	CES61 = 82	CES86 = 48
CES12 = 68	CES37 = 97	CES62 = 91	CES87 = 76
CES13 = 45	CES38 = 98	CES63 = 86	CES88 = 78
CES14 = 75	CES39 = 97	CES64 = 70	CES89 = 61
CES15 = 72	CES40 = 94	CES65 = 71	CES90 = 80
CES16 = 48	CES41 = 95	CES66 = 71	CES91 = 80
CES17 = 51	CES42 = 89	CES67 = 70	CES92 = 51
CES18 = 57	CES43 = 80	CES68 = 74	CES93 = 68
CES19 = 74	CES44 = 99	CES69 = 84	CES94 = 44
CES20 = 68	CES45 = 83	CES70 = 72	CES95 = 66
CES21 = 88	CES46 = 81	CES71 = 75	CES96 = 75
CES22 = 81	CES47 = 88	CES72 = 89	CES97 = 76
CES23 = 92	CES48 = 73	CES73 = 68	CES98 = 72
CES24 = 92	CES49 = 82	CES74 = 85	CES99 = 63
CES25 = 73	CES50 = 87	CES75 = 80	



Color Rendition by Hue-Angle Bin



Measure Comparisons



(END OF REPORT)